



Quick Facts

Who We Are: Fall 2021

Credit Students		
Full-Time	2,978	38.9%
Part-Time	4,680	61.1%
Total	7,658	100.0%

Sex*		
Male	2,935	38.3%
Female	4,723	61.7%

Credit Students Age		
Under 18	315	4.1%
18-19	1,592	20.8%
20-21	1,378	18.0%
22-24	1,133	14.8%
25-34	1813	23.7%
35-49	979	12.8%
50 and Older	448	5.8%

Race/Ethnicity		
White	2,874	37.5%
Hispanic	1,435	18.7%
Black	1,384	18.1%
Asian	387	5.1%
American Indian	30	0.4%
Native Haw./P.I.	12	0.2%
2 or More Races	244	3.2%
Non-Resident	278	3.6%
Other/Unknown	1,014	13.2%

Top Counties of Residence		
Camden	5,651	73.8%
Gloucester	687	9.0%
Burlington	478	6.2%
Atlantic	157	2.1%
Cumberland	103	1.3%
Out of State	301	3.9%
Other NJ Counties	280	3.7%
Unknown	1	0.0%

Degrees/Certificates Awarded Academic Year (AY) 2020-2021	
Degrees	1,230
Certificates	368
Total	1,598

Retention Rate Fall to Fall		
	Full-Time	Part-Time
Fall 2020-Fall 2021	68%	42%
Fall 2019-Fall 2020	60%	36%
Fall 2018-Fall 2019	61%	46%

*Retention Rate is defined as: First-time degree/certificate-seeking students from the first fall and re-enrolled the following fall.

Graduation/Transfer Rates (3 yrs) Fall 2018 Cohort as of Fall 2021	
Graduation Rate	22%
Transfer Rate	12%

*Graduation/Transfer Rates cohort is defined as First-time, Full-time matriculated students. Transfer Rates represents students who transferred without graduating from CCC.

Percent of Students Awarded Pell Grant			
	2020-2021	2019-2020	2018-2019
All Students	37%	40%	38%
First-Time Full-Time	48%	56%	55%

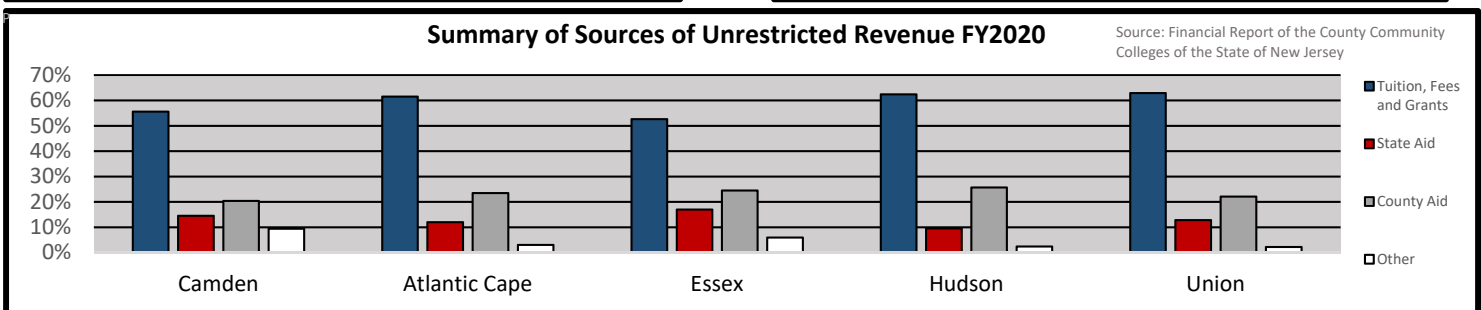
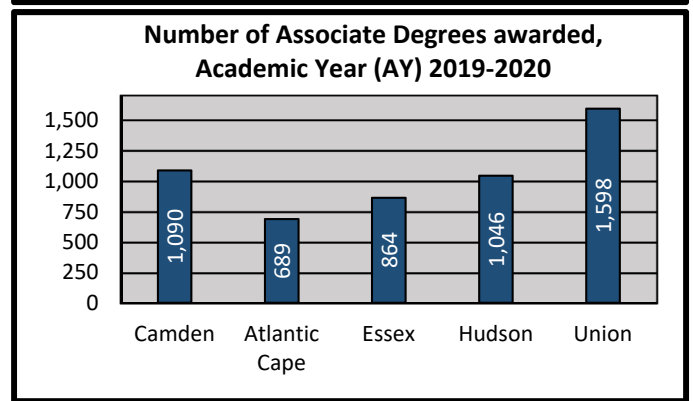
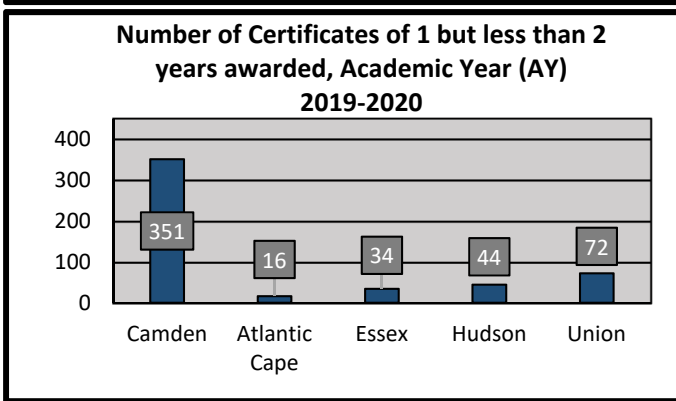
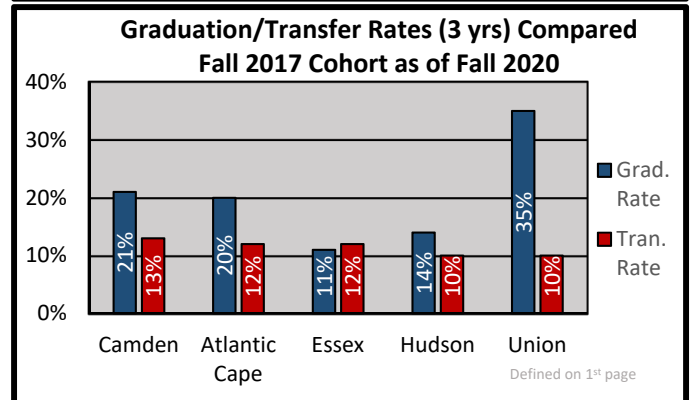
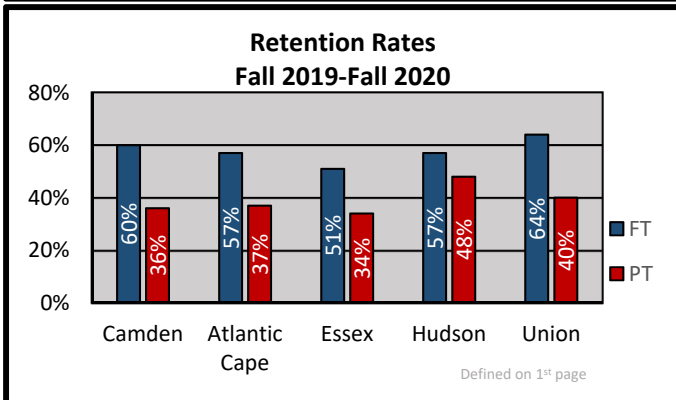
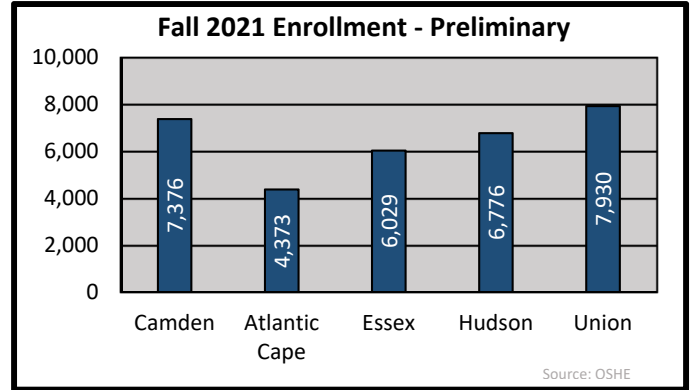
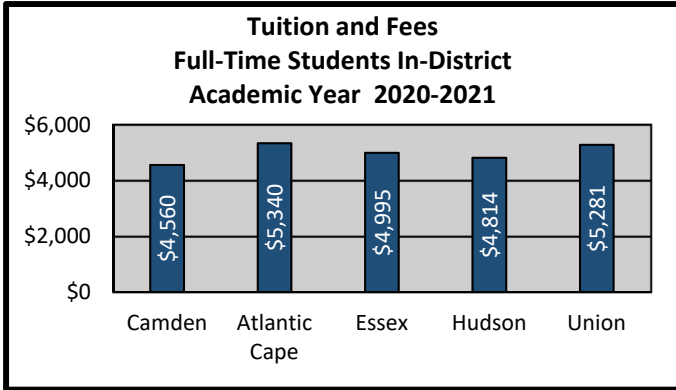
Percent of Students Awarded Federal Student Loans			
	2020-2021	2019-2020	2018-2019
All Students	9%	11%	12%
First-Time Full-Time	8%	10%	13%

*As defined by NJ Office of the Secretary of Higher Education - SURE data dictionary, the concept describing the biological traits at birth that distinguish the males and females of a species (as identified on official federal or state documentation (i.e. Driver's license, passport, SSN Card, etc)

Source: IPEDS

Quick Facts

How We Compare: Using the Most Updated Information Available



Source: IPEDS unless otherwise noted